



## ASCD Building Teachers' Capacity Institute April 20-21, 2016 (Sacramento, Spokane and Tacoma)





**Survey Title:** "Building Teachers' Capacity" Professional Learning Institute Evaluation April 20-21, 2016

### Survey Properties:

**Total Respondents:** 31

### Responses By Question Analysis:

#### 1. What is your overall rating of this ASCD Professional Learning Institute?

		<b>Response Total</b>	<b>Response Percent</b>	<b>Points</b>	<b>Avg</b>
Excellent (5 Points)		<b>5</b>	<b>22%</b>	<b>25</b>	<b>25</b>
Very Good (4 Points)		<b>15</b>	<b>65%</b>	<b>60</b>	<b>60</b>
Good (3 Points)		<b>2</b>	<b>9%</b>	<b>6</b>	<b>6</b>
Fair (2 Points)		<b>0</b>	<b>0%</b>	<b>0</b>	<b>0</b>
Poor (1 Points)		<b>1</b>	<b>4%</b>	<b>1</b>	<b>1</b>
<b>Total Respondents</b>		<b>23</b>	<b>100%</b>		
			<b>Point Average</b>	<b>4</b>	
			<b>Point Weighted Average</b>	<b>4</b>	
			(skipped this question)	<b>8</b>	

#### 2. What did you like most about this type of learning experience?

1. The content.
2. Working with the actual authors and my school site team.
3. I most appreciated the expertise and fun of our presenters. I also liked being in the central location.
4. The aha moments that struck about every hour...
5. Working with the instructional coaches in our district.

6. I enjoyed the references, the books, that I received.
7. New information to help make our staff stronger.
8. The use of tools
9. As someone who is currently a classroom teacher and will be transitioning to an instructional coach position next year, the continuum gave me an excellent framework from which to view/work with the teachers in my district.
10. Receiving content without the need for travel, collaborating and reflecting with my colleagues, receiving the books to continue my learning and to pass on to my colleagues!
11. It was very engaging and I enjoyed the presenters. They were knowledgeable and interacted well with all participants.
12. Geared towards multiple roles, something for everyone, and loved the use of technology!
13. The content.
14. The presenters were able to keep focusing participants on the most salient points so that I could gain understanding during the session but also better navigate the books on my own.
15. Interactive- learned and then discussed/planned
16. Very hands on learning experience.
17. Collaborating with others (near and far).
18. Loved the digital nature of this PD!
19. Location
20. The time to work with school team to apply what we heard.
21. Hands on activity
22. The four stages of a teacher's awareness was my aha moment. This was so enlightening! The speakers were a wealth of knowledge.
23. Good interaction with our pod, and having our own time to discuss.

**Total Respondents 23**

(skipped  
this  
question) 8

**3.** What suggestions do you have for improving this event?

1. I appreciated the intent of helping us network with colleagues in other cities. However it felt a bit contrived...not sure how you could address this concern...maybe if the same groups met on an on-going basis?
2. Pace was a little slow. Wanted to get into the "meat" of the workshop sooner on the first day. A fast paced one day event may have worked for this content.
3. I liked the way this event was facilitated, so I do not have any suggestions at this time.
4. The event needs no improvement other than letting us know that the coffee was for us as well as items in the fridge. Unless they weren't then disregard.
5. Technology is more reliable.
6. I would recommend that daily goals are clearly stated at the beginning of the session.
7. None
8. The pacing was far too slow; the information could have been contained within one day. Perhaps include role-play or video simulation for more authentic interaction with tools. Also, the video of the principal meeting with the coach crossed the line of confidentiality. Statements, like, "He had some Action characteristics," and "...now less excuses..." do certainly contain elements of evaluation through judgments compared to expectations.





Question 4 is ambiguous. I would recommend the type of event, as far as a blended and

- remote learning experience. I would not recommend this type of experience with Hall and Simeral as sole presenters for anything more than introduction of their tools. The resources are very useful.
- 9. I feel a bit too much time was spent on the tech side of things-time that could have been better spent on content.
- 10. The technical pieces were a bit difficult to navigate; specifically Slack. The slides were not pushed out to remote locations in real time, making it somewhat difficult to stay on track.
- 11. None
- 12. The slides were not synced...we were a little behind in Spokane from what the presenters where referencing.
- 13. Not so much down time conducting surveys, group discussions. On first and second day it took over an hour to actually get into the content of the meeting.
- 14. I didn't get a lot out of participating in slack. But I thought using skype in this way was effective. I also appreciated that it was paper-less (except for the books).
- 15. n/a
- 16. Technology was a bit of a struggle for iPad users.
- 17. Have cameras at all sites to see others and what they were doing.
- 18. There was quite a lag at times, hard to fix but is what impacted my learning the most. Had to constantly refresh my screen.
- 19. Less down time with the technology. I found no value in the Slack and the manner in which the technology was being used.
- 20. N/a
- 21. Force groups to change
- 22. I wouldn't improve on anything it was wonderful!
- 23. more sharing pod to pod.

**Total Respondents 23**

(skipped this question) 8

**4.** How likely are you to recommend this type of event to a peer or colleague?

		<b>Response Total</b>	<b>Response Percent</b>	<b>Points</b>	<b>Avg</b>
Very Likely (5 Points)		<b>17</b>	<b>74%</b>	<b>85</b>	<b>85</b>
Somewhat Likely (4 Points)		<b>4</b>	<b>17%</b>	<b>16</b>	<b>16</b>
Not Sure (3 Points)		<b>1</b>	<b>4%</b>	<b>3</b>	<b>3</b>
Not Very Likely (2 Points)		<b>1</b>	<b>4%</b>	<b>2</b>	<b>2</b>
Not At All Likely (1 Points)		<b>0</b>	<b>0%</b>	<b>0</b>	<b>0</b>
<b>Total Respondents</b>		<b>23</b>	<b>100%</b>		
			<b>Point Average</b>	<b>4.61</b>	
			<b>Point Weighted Average</b>	<b>4.61</b>	
			(skipped this question)	8	

**5.** Which type of location were you in for this event?

**Response Response Points Avg**

	<b>Total</b>	<b>Percent</b>		
The central location, face-to-face with the key presenters	<b>13</b>	<b>57%</b>	<b>n/a</b>	<b>n/a</b>
The networked location, with a cadre member/facilitator, virtual participation	<b>10</b>	<b>43%</b>	<b>n/a</b>	<b>n/a</b>
<b>Total Respondents</b>	<b>23</b>	<b>100%</b>		
	(skipped this question)	8		

**6.** Please indicate the extent to which you agree or disagree with each statement about the event below.

	<b>Strongly Agree (5 Points)</b>	<b>Agree (4 Points)</b>	<b>Neutral (3 Points)</b>	<b>Disagree (2 Points)</b>	<b>Strongly Disagree (1 Points)</b>	<b>Response Total</b>	<b>Points</b>	<b>Avg</b>
The content of this event bettered my understanding of the issues	30% (3) (15pts)	70% (7) (28pts)	0% (0) (0pts)	0% (0) (0pts)	0% (0) (0pts)	<b>10</b>	<b>43</b>	<b>4.3</b>
The ideas shared will help me implement changes in the way I teach or lead	10% (1) (5pts)	90% (9) (36pts)	0% (0) (0pts)	0% (0) (0pts)	0% (0) (0pts)	<b>10</b>	<b>41</b>	<b>4.1</b>
The topics discussed were relevant to me	40% (4) (20pts)	60% (6) (24pts)	0% (0) (0pts)	0% (0) (0pts)	0% (0) (0pts)	<b>10</b>	<b>44</b>	<b>4.4</b>
The information was tailored to my level of knowledge	20% (2) (10pts)	60% (6) (24pts)	0% (0) (0pts)	20% (2) (4pts)	0% (0) (0pts)	<b>10</b>	<b>38</b>	<b>3.8</b>
The goals and objectives of the event were clear	10% (1) (5pts)	80% (8) (32pts)	0% (0) (0pts)	10% (1) (2pts)	0% (0) (0pts)	<b>10</b>	<b>39</b>	<b>3.9</b>
There were ample opportunities for participation, questions, and dialog	40% (4) (20pts)	50% (5) (20pts)	10% (1) (3pts)	0% (0) (0pts)	0% (0) (0pts)	<b>10</b>	<b>43</b>	<b>4.3</b>
The presence of a local facilitator/cadre member enhanced the experience	30% (3) (15pts)	60% (6) (24pts)	0% (0) (0pts)	10% (1) (2pts)	0% (0) (0pts)	<b>10</b>	<b>41</b>	<b>4.1</b>
I feel I received the full learning experience, even though the key presenters were at another location	30% (3) (15pts)	50% (5) (20pts)	10% (1) (3pts)	10% (1) (2pts)	0% (0) (0pts)	<b>10</b>	<b>40</b>	<b>4</b>




There was sufficient time to complete the assignments during the institute	10% (1) (5pts)	70% (7) (28pts)	20% (2) (6pts)	0% (0) (0pts)	0% (0) (0pts)	<b>10</b>	<b>39</b>	<b>3.9</b>
The various learning tools were easy to master and I was "ready to go" when the institute started	10% (1) (5pts)	60% (6) (24pts)	20% (2) (6pts)	10% (1) (2pts)	0% (0) (0pts)	<b>10</b>	<b>37</b>	<b>3.7</b>
<b>Total Respondents</b>						<b>10</b>		
<b>Point Average</b>							<b>40.5</b>	
<b>Point Weighted Average</b>							<b>4.05</b>	
(skipped this question)							21	

**7.** How would you rate the quality of these aspects of the learning experience?

	<b>Excellent (5 Points)</b>	<b>Very Good (4 Points)</b>	<b>Good (3 Points)</b>	<b>Fair (2 Points)</b>	<b>Poor (1 Points)</b>	<b>Response Total</b>	<b>Points</b>	<b>Avg</b>
The video	0% (0) (0pts)	50% (5) (20pts)	40% (4) (12pts)	10% (1) (2pts)	0% (0) (0pts)	<b>10</b>	<b>34</b>	<b>3.4</b>
The handouts	20% (2) (10pts)	50% (5) (20pts)	30% (3) (9pts)	0% (0) (0pts)	0% (0) (0pts)	<b>10</b>	<b>39</b>	<b>3.9</b>
The presenters	20% (2) (10pts)	50% (5) (20pts)	20% (2) (6pts)	10% (1) (2pts)	0% (0) (0pts)	<b>10</b>	<b>38</b>	<b>3.8</b>
The poll questions, chats, and other interactive features	10% (1) (5pts)	30% (3) (12pts)	60% (6) (18pts)	0% (0) (0pts)	0% (0) (0pts)	<b>10</b>	<b>35</b>	<b>3.5</b>
The sound	20% (2) (10pts)	50% (5) (20pts)	30% (3) (9pts)	0% (0) (0pts)	0% (0) (0pts)	<b>10</b>	<b>39</b>	<b>3.9</b>
The facilitator/cadre member at your site	20% (2) (10pts)	20% (2) (8pts)	40% (4) (12pts)	20% (2) (4pts)	0% (0) (0pts)	<b>10</b>	<b>34</b>	<b>3.4</b>
The break-out sessions	0% (0) (0pts)	60% (6) (24pts)	30% (3) (9pts)	10% (1) (2pts)	0% (0) (0pts)	<b>10</b>	<b>35</b>	<b>3.5</b>
The debrief sessions	0% (0) (0pts)	70% (7) (28pts)	20% (2) (6pts)	10% (1) (2pts)	0% (0) (0pts)	<b>10</b>	<b>36</b>	<b>3.6</b>
The interaction between those in the central location and those at the networked location, participating virtually	10% (1) (5pts)	20% (2) (8pts)	50% (5) (15pts)	20% (2) (4pts)	0% (0) (0pts)	<b>10</b>	<b>32</b>	<b>3.2</b>
<b>Total Respondents</b>						<b>10</b>		
<b>Point Average</b>							<b>32.2</b>	
<b>Point Weighted Average</b>							<b>3.58</b>	

(skipped this question) 21

**8.** How do you think this virtual experience compares to an in-person institute?

		<b>Response Total</b>	<b>Response Percent</b>	<b>Points</b>	<b>Avg</b>
Virtual institute is much better		0	0%	n/a	n/a
Virtual institute is somewhat better		0	0%	n/a	n/a
About the same		3	30%	n/a	n/a
In-person institute is somewhat better		5	50%	n/a	n/a
In-person institute is much better		2	20%	n/a	n/a
<b>Total Respondents</b>		<b>10</b>	<b>100%</b>		

(skipped this question) 21

**Conditional Question Answers:**

What are your reasons for saying that?

- 1.
2. Harder to stay engaged when you aren't face to face.
3. The quality control of remote facilitator and interactions were ineffective.
- 4.
5. I still like the energy and authenticity of being in the room with presenters, being able to ask questions in the moment and interact face to face.
6. Always better in person, but really did enjoy the experience.
- 7.
8. The need to always refresh and not see the PowerPoint live was hard, at times the directions were gone before we were ready.
- 9.
10. Ability to interact with All participants

**9.** Please indicate the extent to which you agree or disagree with each statement about the event below.

	<b>Strongly Agree (5 Points)</b>	<b>Agree (4 Points)</b>	<b>Neutral (3 Points)</b>	<b>Disagree (2 Points)</b>	<b>Strongly Disagree (1 Points)</b>	<b>Response Total</b>	<b>Points</b>	<b>Avg</b>
The content of this event bettered my understanding of the issue	46.15% (6) (30pts)	46.15% (6) (24pts)	7.69% (1) (3pts)	0% (0) (0pts)	0% (0)(0pts)	<b>13</b>	<b>57</b>	<b>4.38</b>
The ideas shared will help me implement changes in the way I teach or lead	61.54% (8) (40pts)	30.77% (4) (16pts)	7.69% (1) (3pts)	0% (0) (0pts)	0% (0)(0pts)	<b>13</b>	<b>59</b>	<b>4.54</b>
The topics discussed have been relevant to me	69.23% (9) (45pts)	30.77% (4) (16pts)	0% (0) (0pts)	0% (0) (0pts)	0% (0)(0pts)	<b>13</b>	<b>61</b>	<b>4.69</b>
The information was tailored	38.46% (5)	61.54% (8)	0% (0)	0% (0)	0% (0)(0pts)	<b>13</b>	<b>57</b>	<b>4.38</b>

to my level of knowledge	(25pts)	(32pts)	(0pts)	(0pts)				
The goals and objectives of the event were clear	46.15% (6) (30pts)	53.85% (7) (28pts)	0% (0) (0pts)	0% (0) (0pts)	0% (0) (0pts)	<b>13</b>	<b>58</b>	<b>4.46</b>
There were ample opportunities for participation, questions, and dialog	76.92% (10) (50pts)	15.38% (2) (8pts)	0% (0) (0pts)	7.69% (1) (2pts)	0% (0) (0pts)	<b>13</b>	<b>60</b>	<b>4.62</b>
There was sufficient time to complete the assignments during the institute	46.15% (6) (30pts)	30.77% (4) (16pts)	23.08% (3) (9pts)	0% (0) (0pts)	0% (0) (0pts)	<b>13</b>	<b>55</b>	<b>4.23</b>
The various learning tools were easy to master and I was "ready to go" when the institute started.	15.38% (2) (10pts)	46.15% (6) (24pts)	23.08% (3) (9pts)	15.38% (2) (4pts)	0% (0) (0pts)	<b>13</b>	<b>47</b>	<b>3.62</b>

**Total Respondents**      **13**  
**Point Average**            **34.92**  
**Point Weighted Average**   **4.37**  
(skipped this question)      18


**10.** How would you rate the quality of these aspects of the learning experience?

	<b>Excellent (5 Points)</b>	<b>Very Good (4 Points)</b>	<b>Good (3 Points)</b>	<b>Fair (2 Points)</b>	<b>Poor (1 Points)</b>	<b>Response Total</b>	<b>Points</b>	<b>Avg</b>
the handouts	46.15% (6) (30pts)	30.77% (4) (16pts)	23.08% (3) (9pts)	0% (0) (0pts)	0% (0) (0pts)	<b>13</b>	<b>55</b>	<b>4.23</b>
the dialog and questions	38.46% (5) (25pts)	30.77% (4) (16pts)	23.08% (3) (9pts)	7.69% (1) (2pts)	0% (0) (0pts)	<b>13</b>	<b>52</b>	<b>4</b>
the presenters	69.23% (9) (45pts)	23.08% (3) (12pts)	0% (0) (0pts)	7.69% (1) (2pts)	0% (0) (0pts)	<b>13</b>	<b>59</b>	<b>4.54</b>
poll questions, chats, and other interactive features	15.38% (2) (10pts)	15.38% (2) (8pts)	15.38% (2) (6pts)	46.15% (6) (12pts)	7.69% (1) (1pts)	<b>13</b>	<b>37</b>	<b>2.85</b>
the break-out sessions	23.08% (3) (15pts)	46.15% (6) (24pts)	15.38% (2) (6pts)	7.69% (1) (2pts)	7.69% (1) (1pts)	<b>13</b>	<b>48</b>	<b>3.69</b>
the debriefs	30.77% (4) (20pts)	46.15% (6) (24pts)	23.08% (3) (9pts)	0% (0) (0pts)	0% (0) (0pts)	<b>13</b>	<b>53</b>	<b>4.08</b>
interaction between those in the central location and those in the	15.38% (2)	7.69% (1)	30.77% (4)	38.46% (5)	7.69% (1)	<b>13</b>	<b>37</b>	<b>2.85</b>

networked (10pts) (4pts) (12pts) (10pts) (1pts)  
 location,  
 participating  
 virtually

**Total Respondents** 13  
**Point Average** 26.23  
**Point Weighted Average** 3.75  
 (skipped this question) 18

**11.** Overall, did you find this a meaningful professional learning experience?

		<b>Response Total</b>	<b>Response Percent</b>	<b>Points</b>	<b>Avg</b>
Yes		<b>22</b>	<b>96%</b>	n/a	n/a
No		<b>1</b>	<b>4%</b>	n/a	n/a
<b>Total Respondents</b>		<b>23</b>	<b>100%</b>		
		(skipped this question)	8		

### Conditional Question Answers:





What made this most meaningful for you?

1. The content
2. Was able to have my entire team attend the workshop.
3. The personal attention the presenters gave to each of the participants.
4. it was meaningful because I could easily relate it to my district's situation and where I hope the district will be in the future.
5. Work with the rubric.
- 6.
7. Resources I took away; having the books and doing a book study could have been more effective, which doesn't speak well of the presentation.
8. The resources I received.
9. Using the continuum as a lens to view teachers in their current stage of reflection
10. The content and discussion with my colleagues
- 11.
- 12.
13. the content- frameworks and rubrics
14. The expertise of the presenters combined with interactions with other participants
- 15.
16. Presenters were excellent!
- 17.
- 18.
- 19.
20. The interaction with the school team around new learning and how to apply at the school site
- 21.
22. Understanding the levels of teachers and how to communicate with them
23. Finishing my Principal Internship

**12.** Which of the following best represents your current position?

		<b>Response Total</b>	<b>Response Percent</b>	<b>Points</b>	<b>Avg</b>
Classroom teacher (pre-K - 12)		<b>6</b>	<b>26%</b>	n/a	n/a
Professor / instructor / dean (post-secondary level)		<b>0</b>	<b>0%</b>	n/a	n/a
Principal / assistant or associate principal		<b>4</b>	<b>17%</b>	n/a	n/a



Superintendent / assistant or associate superintendent		<b>2</b>	<b>9%</b>	<b>n/a</b>	<b>n/a</b>
Director / supervisor / central office administrator		<b>1</b>	<b>4%</b>	<b>n/a</b>	<b>n/a</b>
Consultant		<b>2</b>	<b>9%</b>	<b>n/a</b>	<b>n/a</b>
Building-level specialist		<b>1</b>	<b>4%</b>	<b>n/a</b>	<b>n/a</b>
Student		<b>0</b>	<b>0%</b>	<b>n/a</b>	<b>n/a</b>
Retired		<b>0</b>	<b>0%</b>	<b>n/a</b>	<b>n/a</b>
Not currently employed		<b>0</b>	<b>0%</b>	<b>n/a</b>	<b>n/a</b>
Other, please specify	<ol style="list-style-type: none"> <li>1. Instructional coach</li> <li>2. RTI/TSA/Coach</li> <li>3. Instructional Coach</li> <li>4. TOSA/Principal intern</li> <li>5. Instructional Coach</li> <li>6. Instructional Coach</li> <li>7. Coach</li> </ol>				

**Total Respondents 23 100%**  
(skipped this question) 8

**13.** About how long have you been in the education profession?

		<b>Response Total</b>	<b>Response Percent</b>	<b>Points</b>	<b>Avg</b>
Fewer than 5 years		<b>0</b>	<b>0%</b>	<b>n/a</b>	<b>n/a</b>
5 - 15 years		<b>8</b>	<b>35%</b>	<b>n/a</b>	<b>n/a</b>
16 - 25 years		<b>12</b>	<b>52%</b>	<b>n/a</b>	<b>n/a</b>
26 - 40 years		<b>2</b>	<b>9%</b>	<b>n/a</b>	<b>n/a</b>
41 years or more		<b>1</b>	<b>4%</b>	<b>n/a</b>	<b>n/a</b>

**Total Respondents 23 100%**  
(skipped this question) 8

**14.** What device(s) did you use to participate in this event?

		<b>Response Total</b>	<b>Response Percent</b>	<b>Points</b>	<b>Avg</b>
Laptop		<b>18</b>	<b>78%</b>	<b>n/a</b>	<b>n/a</b>
Tablet		<b>8</b>	<b>35%</b>	<b>n/a</b>	<b>n/a</b>
Smartphone		<b>1</b>	<b>4%</b>	<b>n/a</b>	<b>n/a</b>
Other, please specify					

**Total Respondents 23**  
(skipped this question) 8

